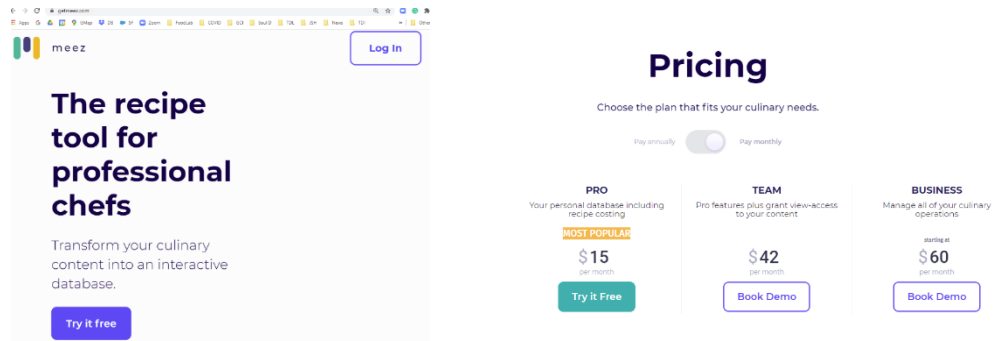



l) Sign up for your free 2-week trial, no CC needed

a) [www.GETMEEZ.com](http://www.GETMEEZ.com)

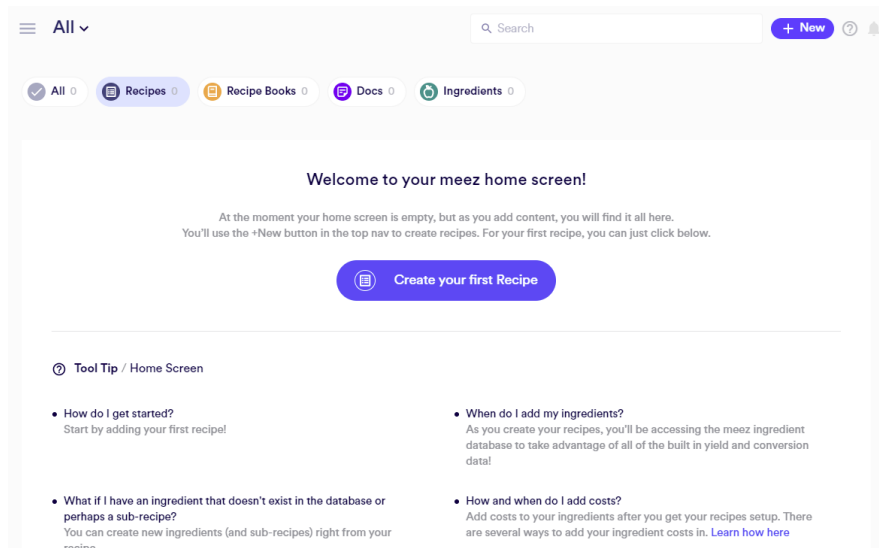


b) Start up free trial



c) Create login and password

- II) Start your first recipe  
 a) **Create** your first recipe



b) **Name your recipe** "8 oz Hamburger"

c) "1" unit "each" measure

d) **Ingredients** just start typing in the box

8 oz **Ground Beef** (MEEZ library)

1.5 oz **Cheddar Cheese** (Yellow Cheddar MEEZ library)

1.0 oz **Tomato** (MEEZ Library)

1 each **Hamburger Bun**

Not in MEEZ library

Will have to "create a new ingredient"

Done

e)-**Ingredient Purchase unit prices**

**Ground Beef**

LB \$1.94

**Cheddar cheese**

5 LB \$15.46

Use the "5 LB"



# Plate Costing MEEZ solution

4/4/21

## Tomato

25 LB \$17.70  
Create "25 LB"

## Hamburger Bun

12 for \$3.75  
Have to create a unit of measure of "12 Buns"

f) **Food Cost Calculator** "1" portion size, "each" Sell Price "\$7.50"

22% food cost contribution margin \$5.88

Hey John, get 40% off if you upgrade to the Team Plan! [Sign up here ->](#)

Home / Recipes Edit Search + New

**8oz Hamburger**  
John Handler

Batch Size: **1x** Yield: **1 ea**

- 8 oz Ground Beef
- 1.5 oz Cheddar Yellow
- 1 oz Tomato
- 1 ea Hamburger Bun

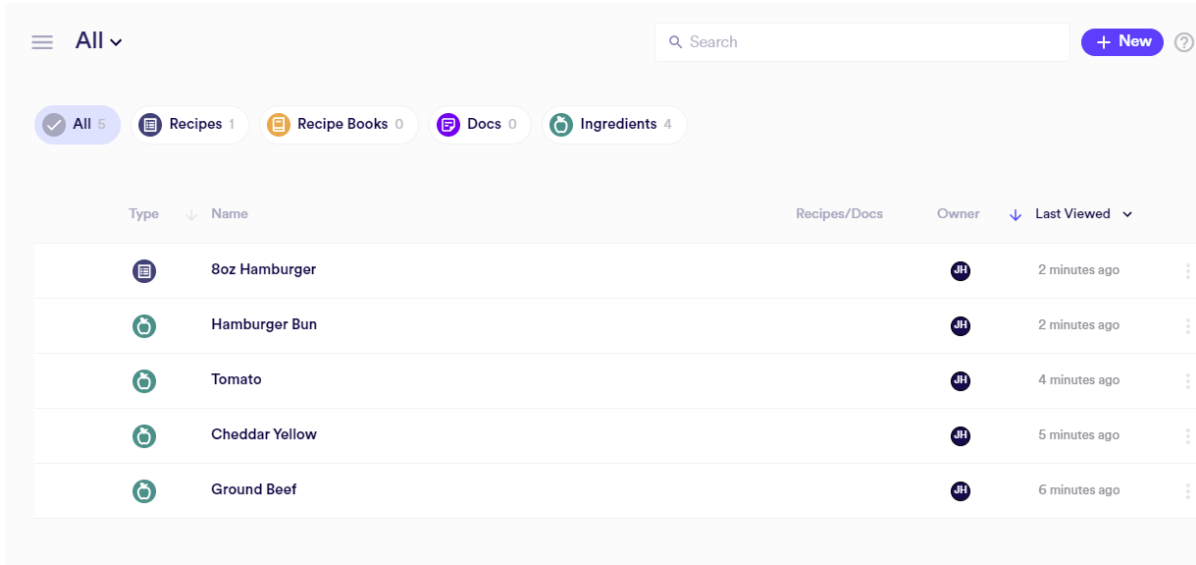
**Recipe Cost**  
You can manually update the cost of an ingredient here in edit mode. The cost will be reflected in all recipes that ingredient is used on. [Learn more about costing here](#)

Ingredient / Recipe	Yield %	Cost
Ground Beef	100.00%	\$0.97
Cheddar Yellow	100.00%	\$0.29
Tomato	100.00%	\$0.04
Hamburger Bun	100.00%	\$0.31
<b>Total Yield:</b>	<b>1 ea</b>	
<b>Total Cost:</b>		<b>\$1.62</b>
<b>Cost Per ea:</b>		<b>\$1.62</b>











**Food Cost Calculator**

Portion Size	Cost	Sell Price
1 each	\$1.62	\$7.50
<b>Food Cost %</b>	<b>21.56%</b>	
<b>Profit \$</b>	<b>\$5.88</b>	

g) One recipe, four ingredients, continue on



The screenshot shows a web application interface with a navigation bar at the top. On the left, there is a menu icon and the text "All" with a dropdown arrow. In the center, there is a search bar with a magnifying glass icon and the text "Search". On the right, there is a blue button with a plus sign and the text "New", followed by a question mark icon. Below the navigation bar, there are five filter buttons: "All 5" (selected), "Recipes 1", "Recipe Books 0", "Docs 0", and "Ingredients 4". Below the filters, there is a table with the following columns: "Type", "Name", "Recipes/Docs", "Owner", and "Last Viewed". The table contains five rows of data:

Type	Name	Recipes/Docs	Owner	Last Viewed
	8oz Hamburger			2 minutes ago
	Hamburger Bun			2 minutes ago
	Tomato			4 minutes ago
	Cheddar Yellow			5 minutes ago
	Ground Beef			6 minutes ago